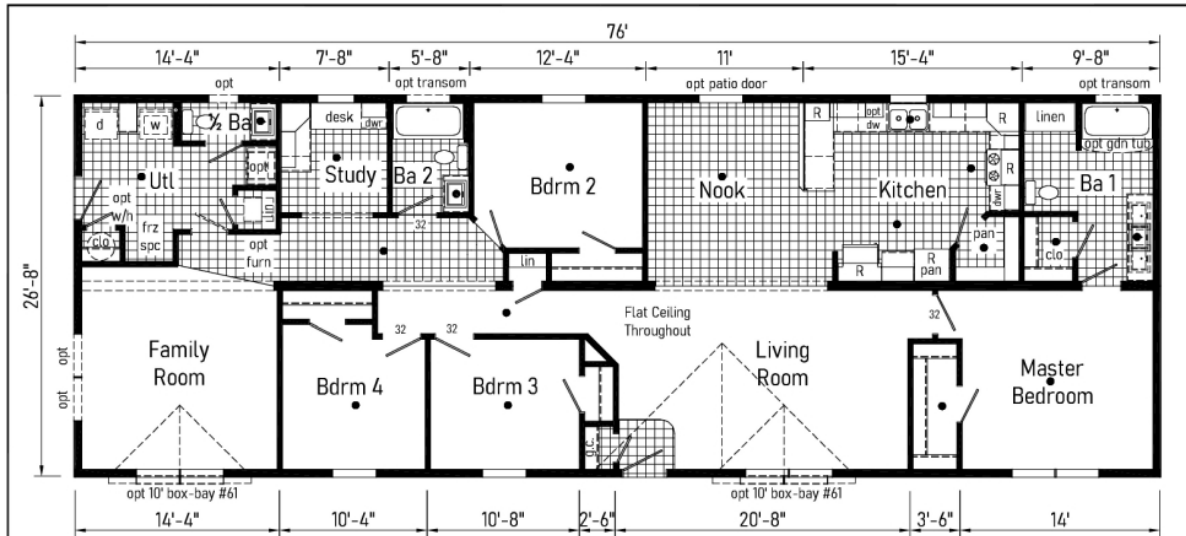


PRINTABLE INFO SHEET

Series: Westlake MOD

Model: 3WM1037-P



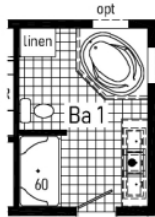
3WM1037-P 2876 Approx. 2027 Sq. Ft.

Note: Optional furnace not available with fixed cathedral trusses.

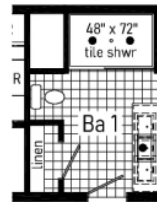
R = Std. 30/36 staggered overhead
● = Std. can light



Optional Stairwell



Optional Soaker Tub with Shower



Optional 4'x6' Walk-In Tile Shower

Note: Because of varying state requirements and optional equipment, some or all of the utility locations might change per floor plan (ie: furnaces, w/h, stairwell). Consult your sales representative for exact specifications.

Builder: midcountry Homes	Address: 337 Liberty Street Dorchester, WI 54425	Callout: 2876	Revisions:	Scale: 1/8" = 1'-0"	Date: 11/16/2023	Cust: -	Model/Eng. No.: 3WM1037-P
Title: Literature			Drawn By: KH	Reference: NONE		Dir: -	LIT
						S/N: -	Pg: -

About This Model

Style: MOD / Bedrooms: 4 / Bathrooms: 2 / Square Feet: 2027

CUSTOMER CONTACT

Notes:

PRINTABLE INFO SHEET

Series: Westlake MOD

Model: 3WM1037-P



Standards & Features

Interior

- Primed Drywall Throughout Orange Peel Finish
- 8'-0" Flat Ceiling Orange Peel Finish
- Recessed LED Lights
- Pendant Dining Room Light
- 2-Panel White Painted Craftsman Interior Doors
- Pre-Hung Doors with Mortise Hinges
- Metal Interior Passage Sets
- Window Valances
- 1" Mini Blinds Throughout
- Smoke Detectors with Battery Back-Up
- Wire Shelving in Closets
- White Painted Mouldings Throughout
- Flat 2 1/4" Window and Door Casing
- Flat 3 1/2" Baseboards
- Cove Moulding

Exterior

- Black Gatsby Light at Front and Rear Door
- Vinyl Dutch Lap Siding
- Double Low-E Vinyl Insulated Windows - Muller w/ Argon
- Lineals Front Door Side
- GFI-Protected Exterior Receptacle Each Door
- O.S.B. Wall and Roof Sheathing
- Fixed Roof
- 12" Overhangs and Eaves
- 4" Overhangs and 12" Eaves (Single)
- 3-Tab Shingles
- Ridge Vent Roof Ventilation System
- Ice Shield
- 3/0x6/8 Fiberglass 6-Panel Front and Rear Door w/ Deadbolt Keyed Alike Locksets

Exterior (continued)

Wind Wrap

Kitchen

- Cityscape Staggered Overhead Cabinetry
- Empire Brushed Nickel High Rise Faucet
- Stainless Steel Sink 33x22x8
- One USB Receptacle
- 30" Black Free-Standing Gas or Electric Range
- Power Range Hood with Fan and Light
- 18 Cu. Ft. Black Frost-Free Refrigerator w/Top Freezer

Baths

- 60" Fiberglass Tub/Showers
- Tub/Shower Curtain and Curved Rod
- Dual Flush Elongated Hi-Rise Toilets
- Square China Sinks with Overflow and Pop-Up Drain
- Bevel Edge Mirrors
- Empire Brushed Nickel Faucets
- Structured Flow Anti-Scald Valves on Showers and Tubs

Cabinetry

- KCMA Certified Cabinets
- Hardwood Wrapped Mission Cabinet Doors with Full Overlay
- Hardwood Wrapped Cabinet Face Frames and Stiles
- 5-Piece Drawer Fronts
- Brushed Nickel Cabinet Pulls Hardware
- Soft Close Hidden Cabinet Hinges
- Base and Wall Cabinets with Adjustable Shelves
- 100# Undermount Soft Close Drawer Guides
- Laminate Countertops with Crescent Edge
- 4" Laminate Backsplash
- 36" High Vanities

CUSTOMER CONTACT

Notes:

PRINTABLE INFO SHEET

Series: Westlake MOD
Model: 3WM1037-P



Standards & Features (continued)

Utilities

- 200 AMP Electrical Service
- Plumb and Wire for Washer
- Wire and Vent for Dryer
- Water Shut Offs Throughout
- Main Water Shut-Off
- One Exterior Water Faucet (Frost Free)
- Gas Lines Stubbed
- Drain Lines Stubbed
- 5-Wire Thermostat
- Copper Wiring Throughout

Insulation

- Ceiling R-38 Avg. Blown Insulation
- Walls R-19 Fiberglass Insulation

Flooring

- Take Away Shaw Carpet with ShawGuard Carpet Protector
- Rebond Carpet Pad with Tackstrip Carpet Installation
- Shaw Vinyl Floor Coverings

Bedrooms

- Wire Shelving in Closets
- Switched Light in All Walk-In Closets

Construction

- 2x10 Floor Joist, Double Rim Joists
- 3/4" OSB Decking*
- 2x6 Bottom Plate
- Double 2x6 Top Plate Exterior Walls
- 2x6 Exterior Walls 16" on Center**
- 82" Window Headers
- 40# Roof Load
- 2-10 Extended Warranty
- **Spacing for Framing Members may vary

Construction (continued)

due to Design Requirements

CUSTOMER CONTACT

Notes:
